

Voluntary and Community Sector activity in Barnsley Research Results 2006

Background to Survey

As part of Barnsley's Local Area Agreement*, Government Office for the Yorkshire and Humber required some statistical information about the Voluntary and Community Sector in Barnsley. In September 2006, a survey was conducted jointly by Voluntary Action Barnsley and One Barnsley, the Local Strategic Partnership, to look at;

- ❖ Levels of volunteering in Barnsley
- ❖ The impact of the voluntary and community sector (VCS) in Barnsley
- ❖ And to act as a baseline to measure the growth in volunteering

Information was collected on various aspects affecting the VCS, including;

- ❖ Types of groups/organisations,
- ❖ Groups of people supported by these voluntary and community groups
- ❖ Numbers of volunteers and paid staff working in the sector
- ❖ Annual income
- ❖ How groups are funded

Some of the initial findings are highlighted in this leaflet.

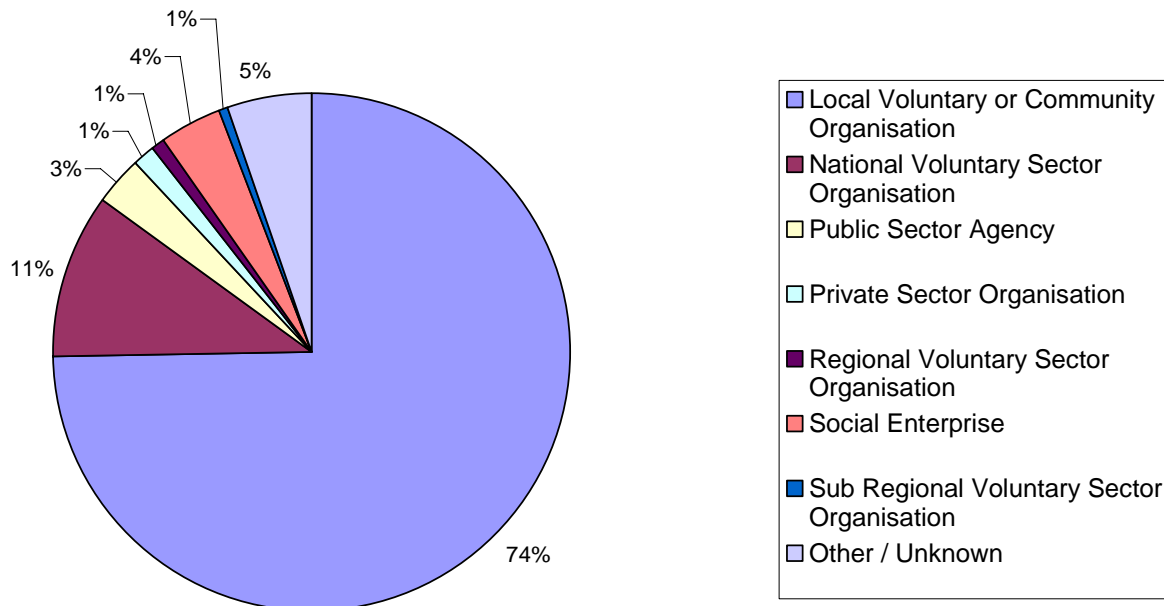
Summary

Of the 662 groups and organisations surveyed, 191 (or 29%) responded. **44.5% have an annual income of less than £5,000.** There were **3077 volunteers** recorded from these organisations and groups, of these **63% volunteer, on average, for over 2 hours per week.**

* Local Area Agreements are a contract between central and local government to work in partnership with those who provide other services in the locality, and the voluntary and community sector and business community. A LAA is a three year agreement that sets out the priorities for a local area agreed between central government, represented by Government office, and a local area represented by the LA and LSP and other key partners. The agreement is aimed at delivering a better quality of life for people through improving performance on a range of national and local priorities. These priorities are grouped around four blocks; Children and Young people; Safer and Stronger Communities; Healthier Communities and Older people; Economic Development and Enterprise.

The chart below highlights that **74% of the organisations that responded are local voluntary or community groups/organisations** with a further **11%** being national voluntary sector organisations.

Type of Project / Organisation



The table below shows the annual income for groups - 2005/06.

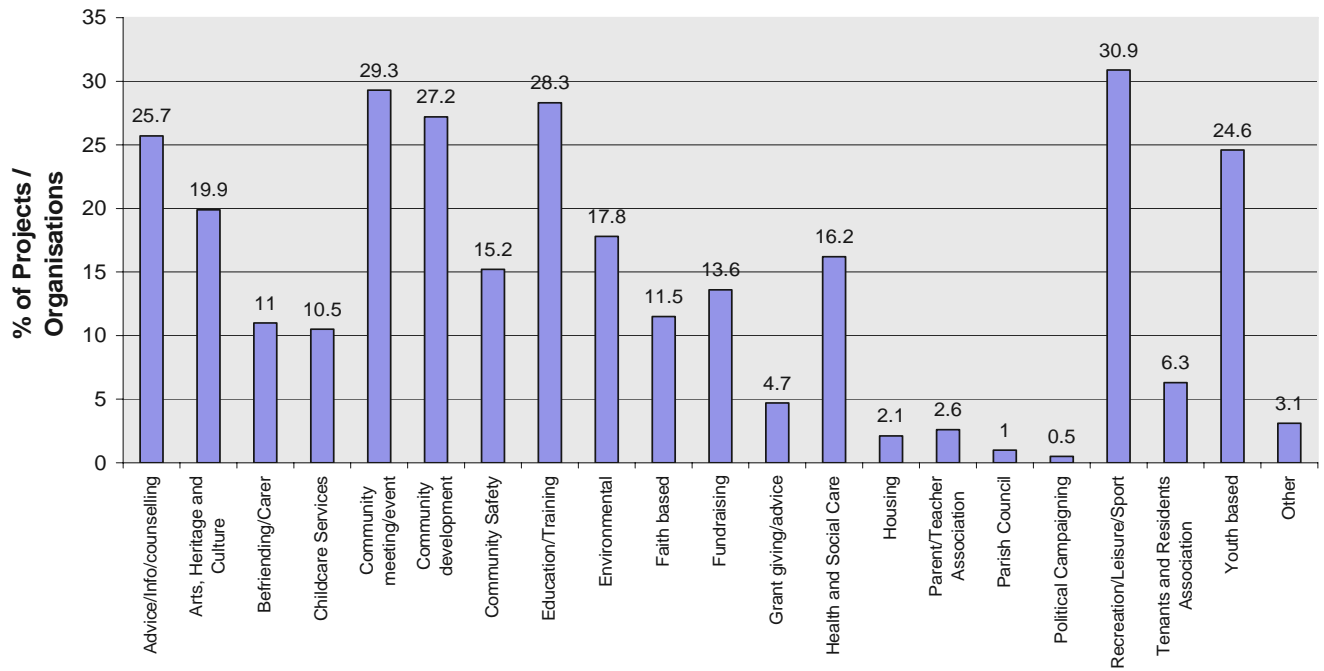
44.5% of groups annual income is less than £5,000 per year.

| Annual Income | % of Organisations |
|---------------|--------------------|
| Less than 5k | 44.5 |
| 6-9k | 9.4 |
| 10-24k | 8.9 |
| 25-49k | 6.3 |
| 50-99k | 6.3 |
| 100k + | 11.0 |

The organisations and groups who responded cover a variety of different services and work with a number of different types of people.

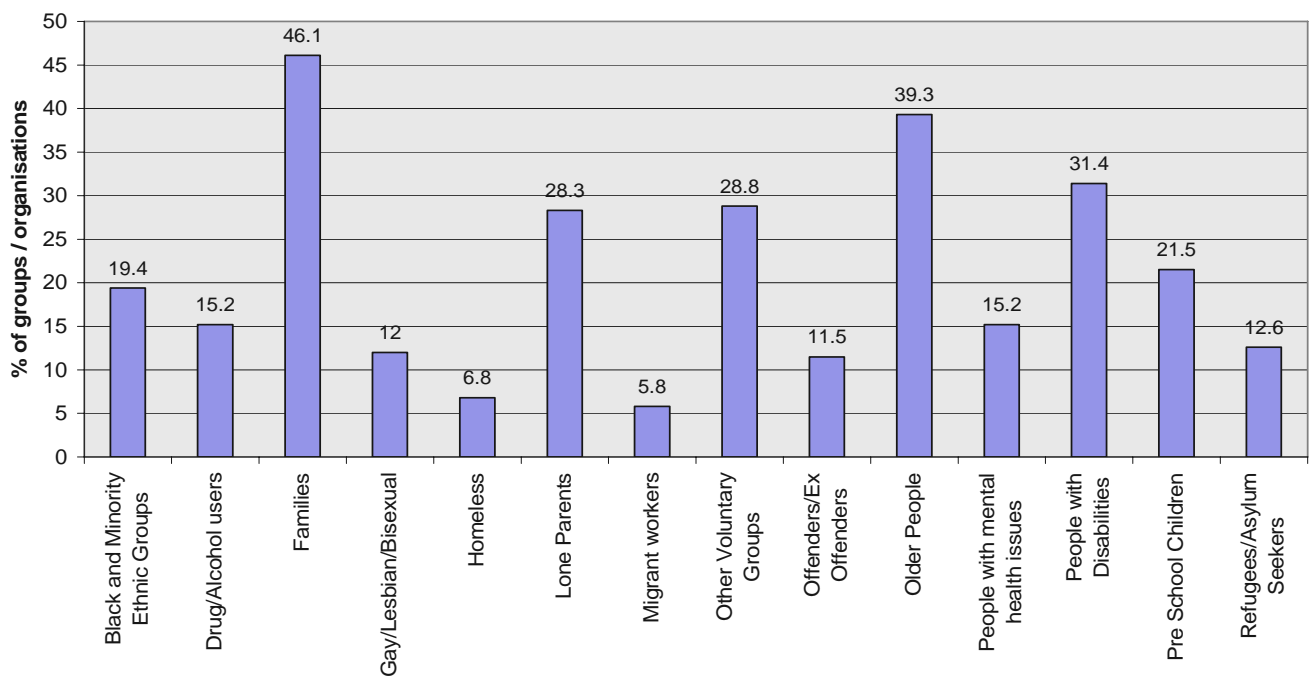
The two charts below show the different types of organisation and also the different groups of people who they support and work with. **30.9% of groups work in recreation/leisure/sport.**

Nature of Project / Organisation



The chart below shows that 46.1% of groups support families and 39% support older people.

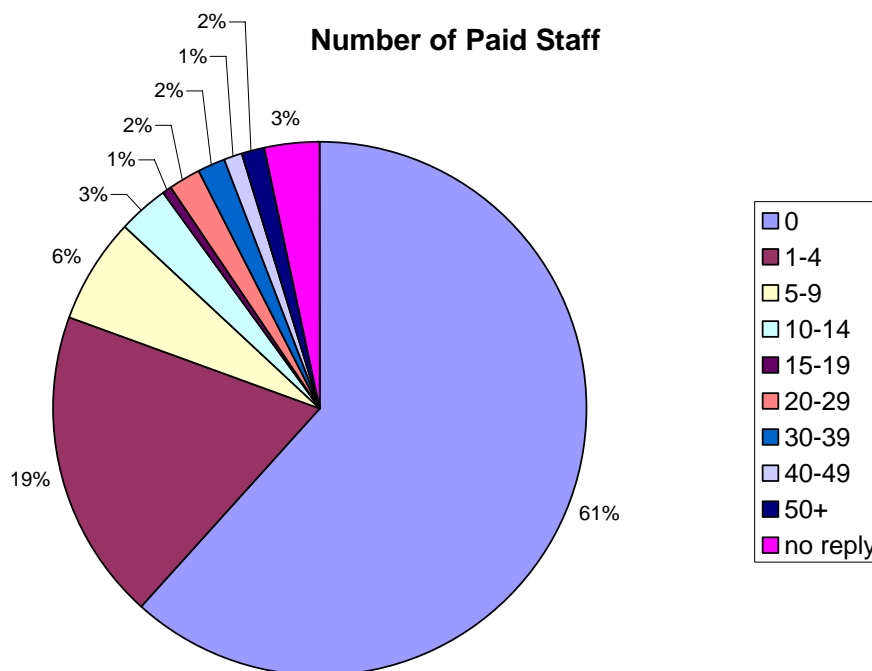
Groups of People which groups / organisations support and work with



The table below shows that **62.8% of group/organisations have experienced an increase in the number of people accessing their services** in the last 12 months.

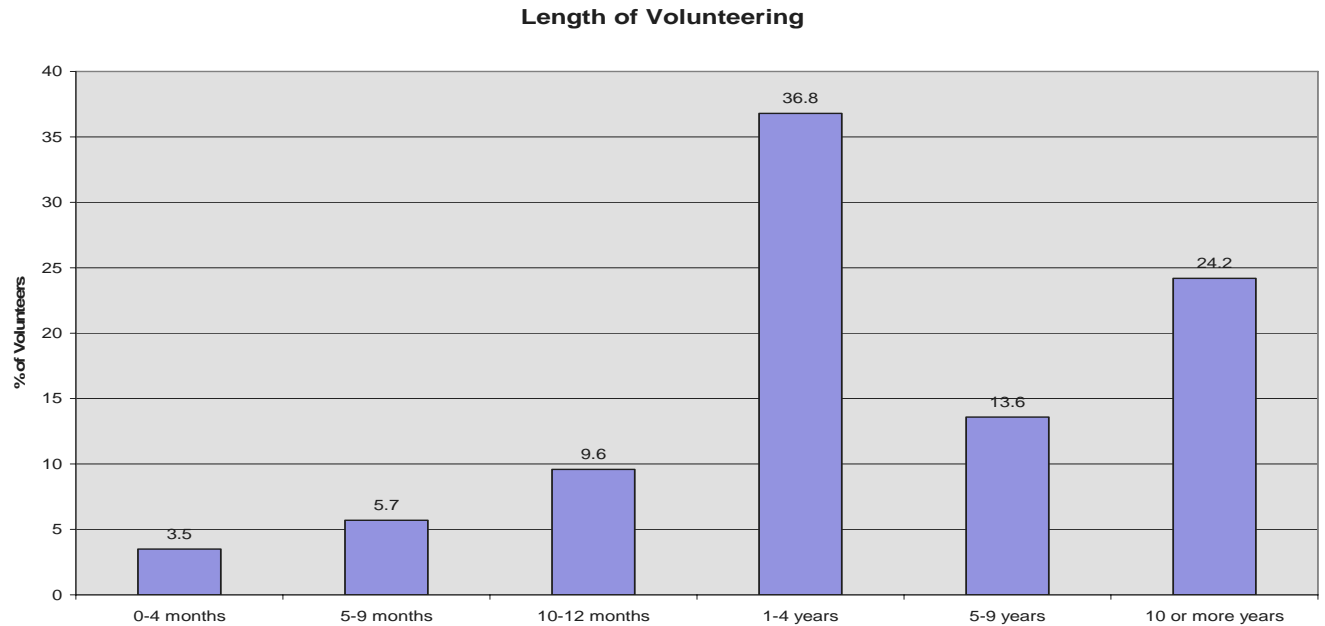
| Change in number of people accessing services | % of organisations |
|---|--------------------|
| Increased | 62.8 |
| Stayed the Same | 24.1 |
| Decreased | 6.8 |
| Don't Know | 3.7 |

The chart below shows the **numbers of paid staff** within the organisations and groups.

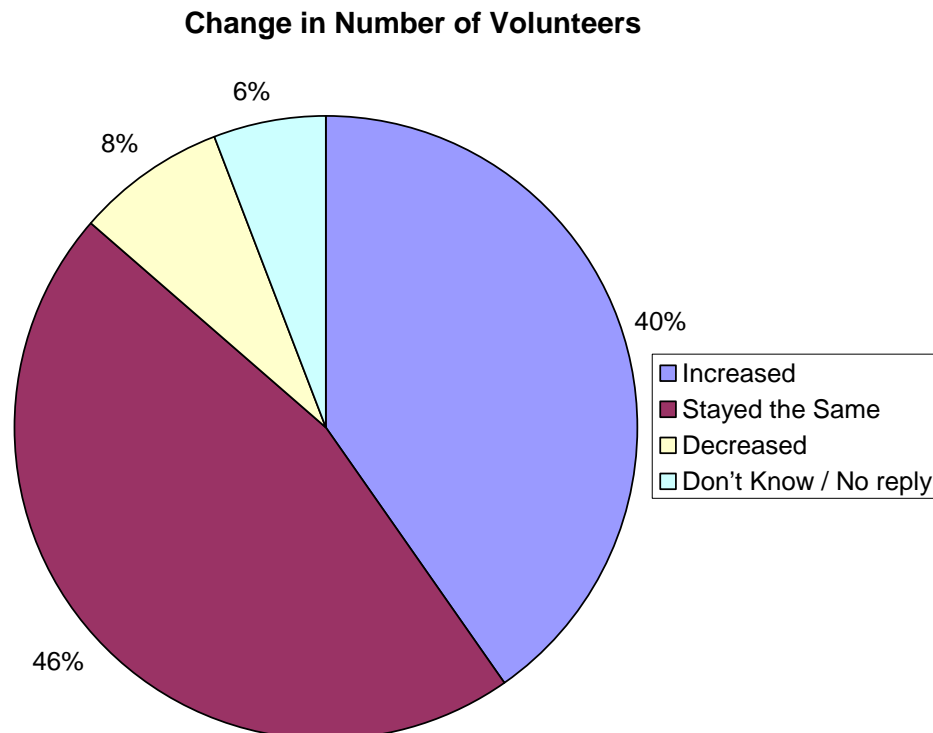


61% of the responding organisations have no paid staff with a further 19% having between 1 and 4 paid staff.

The chart below demonstrates the length of volunteering within the organisations and groups. **Almost three quarters of the volunteers have been volunteering for a year or more.** A further 24% have volunteered for over 10 years.



The chart below shows the changes in the levels of volunteering within organisations. **40% of the responding organisations experienced an increase in the number of volunteers in the last twelve months** whilst a further 46% stated the levels had remained the same.

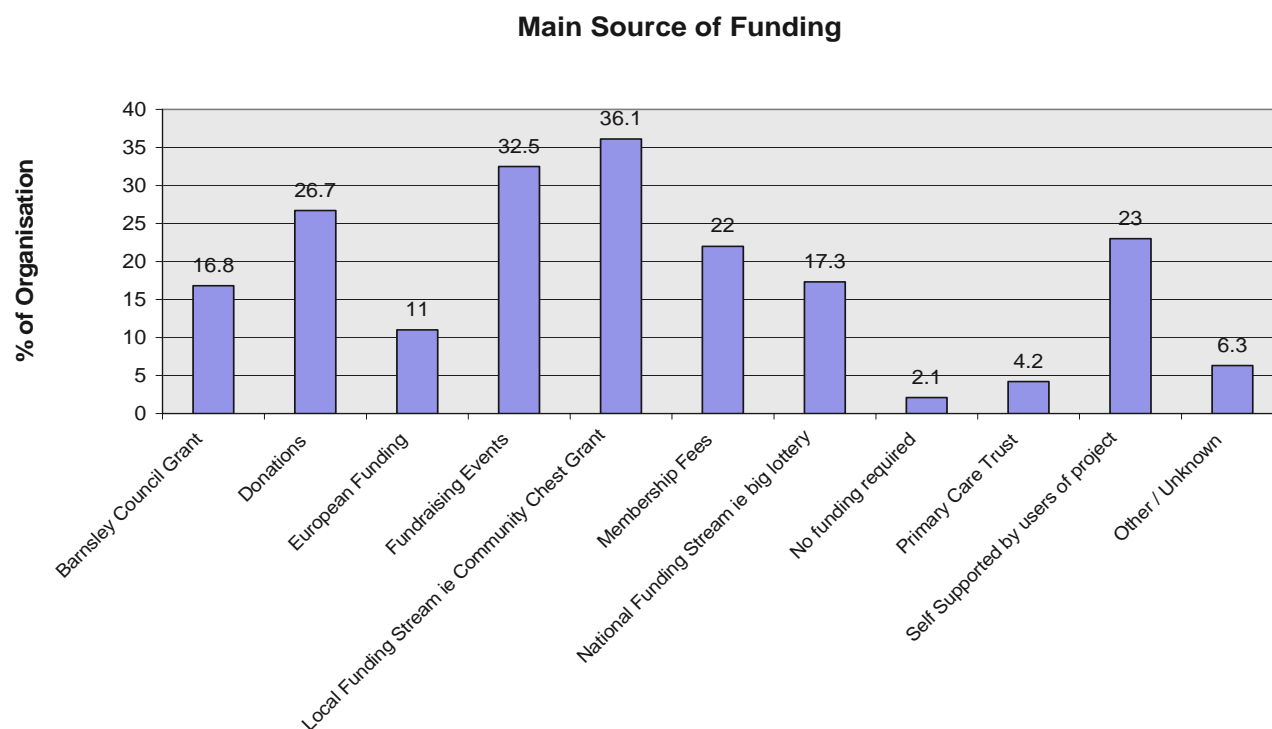


Main frustration faced by the groups/organisations

52% of groups say their main frustration is lack of funding.

| Main Frustration | % of Organisations |
|-----------------------------|--------------------|
| No frustrations | 12.0 |
| Lack of funding | 51.8 |
| Lack of Information | 4.7 |
| Lack of premises to meet in | 5.2 |
| Lack of training | 4.2 |
| Poor quality premises | 12.0 |
| Recruiting Trustees | 9.4 |
| Recruiting Volunteers | 33.0 |
| Retaining Volunteers | 13.6 |

The chart below highlights the different forms of funding secured by the groups and organisations. **The main sources are local funding streams (36%) and fundraising events (32%).** 2.1% stated that they required no funding.



What are the next steps?

We had a really positive response to the questionnaire (almost 30%) however, this is only the beginning.

In order to effectively support the VCS in Barnsley it is vital that we monitor changes and understand the needs of the sector.

This initial piece of research will act as a baseline.

The survey will be repeated again in summer 2007 to allow us to track changes that have occurred during the year. The information we gather is extremely important to the voluntary and community sector as a whole in Barnsley. Your responses are vital no matter how large or small your group is. Therefore, we hope that you will help us get an even better response this year.

Voluntary Action Barnsley constantly strives to improve its quality services. Therefore, please do not hesitate to contact us if you feel that we can help your group develop.

Training: 01226 206294

Advice: 01226 286841

Recruiting Volunteers: 01226 295905


Community Involvement: 01226 785564

Getting involved in decision making: 01226 785564

General Enquiries: 01226 242726

We would like to thank all the groups who took the time to fill in our questionnaire.





**For more information about this research contact:
Voluntary Action Barnsley
35 Queens Rd
Barnsley
S71 1AN**

**Tel: 01226 785564
E:Mail: info@bcvn.org.uk**

Registered Charity no. 515268
Company Limited by Guarantee: 1819712

**Promoting equality and new opportunities
through increasingly effective
voluntary action!**

35 Queens Road, Barnsley
Tel: 01226 242726
Fax: 01226 206580
E.mail: info@vabarnsley.org.uk
Web: www.vabarnsley.org.uk

**To find out more about One Barnsley, the Local Strategic Partnership, go to
www.onebarnsley.com**

Local Strategic Partnerships are the bodies that Government has set up to bring different agencies and organisations together. It is a partnership of public, private and voluntary and community organisations in the borough working together to make Barnsley a place where people want to live and work, now and in the future.